



LCEDC - 11 Member Board

5 appointed by Lee County
 3 appointed by City of Sanford
 1 appointed by Town of Broadway
 2 by position - CCCC President and
 C100 President

- Funded by 3 entities of Lee County, City of Sanford, Town of Broadway
- Annual Budget 2004-05 - \$226,645

MISSION

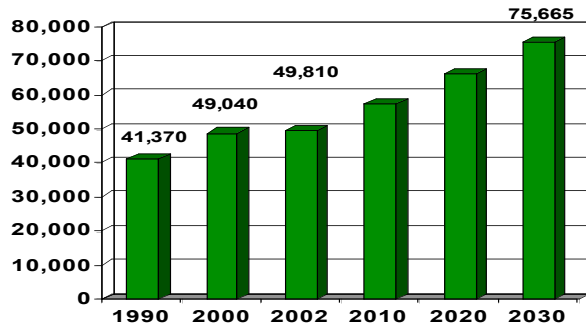
- to create wealth for Lee County and its citizens
- jobs · investment

FUNCTIONS

- Work with existing business
- Create capacity within the community (community preparedness)
- Market for new business
- C100, LCIMA, CCSHRM

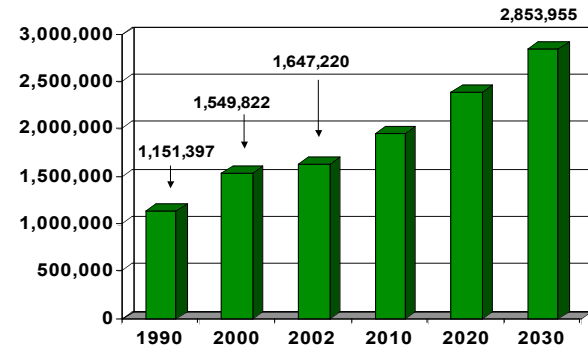
	1929	2004
	<u>Yesterday</u>	<u>Today</u>
Population	18,000	50,010
Industries	34	94
Payroll	\$1,060,100	\$37,725,912
Schools	2	10
Homes	1,160	18,710

Lee County Population (1990 – 2030)



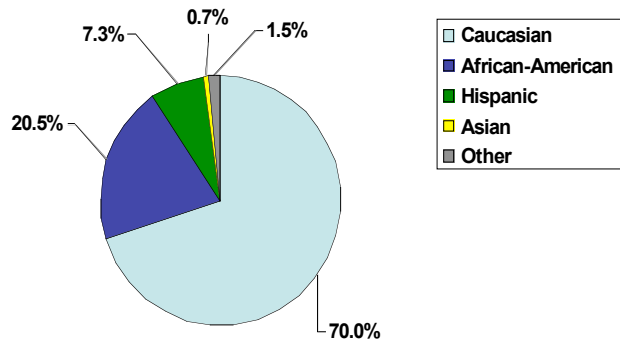
Source: NC Office of State Budget & Management
1990 & 2000 (Census); 2002 – 2030 (Projections)

Regional Population (1990 – 2030)



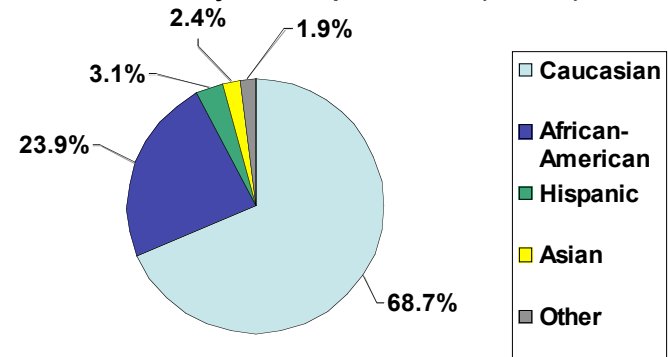
Source: NC Office of State Budget & Management
1990 & 2000 (Census); 2002 – 2030 (Projections)

Lee County Ethnicity of Population (2000)



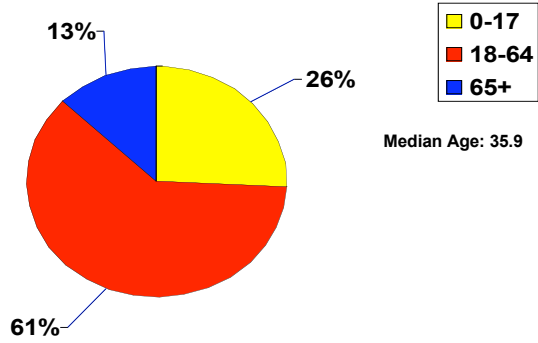
Source: 2000 Census

Regional Ethnicity of Population (2000)



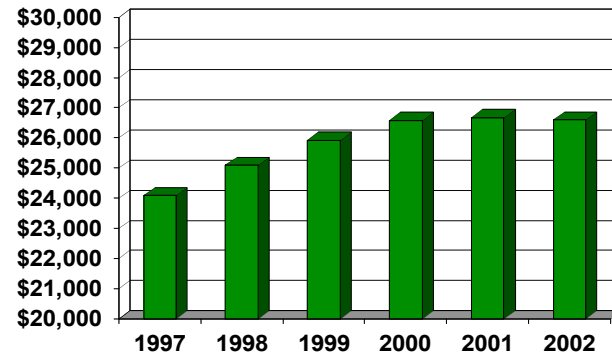
Source: 2000 Census

Lee County Age Breakdown (2000)



Source: 2000 Census

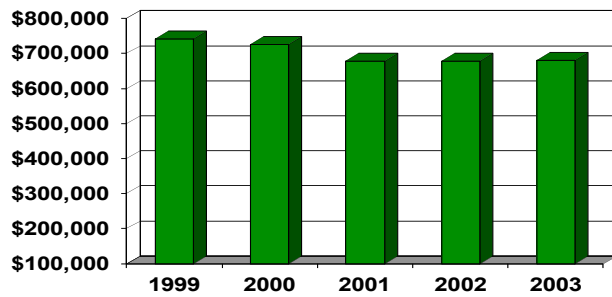
Lee County Per Capita Income (1997 – 2001)



Source: Bureau of Economic Analysis

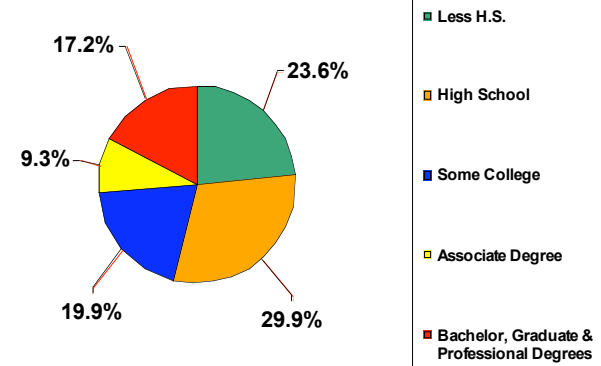
Lee County Retail Sales

Note: Sales in (\$000)



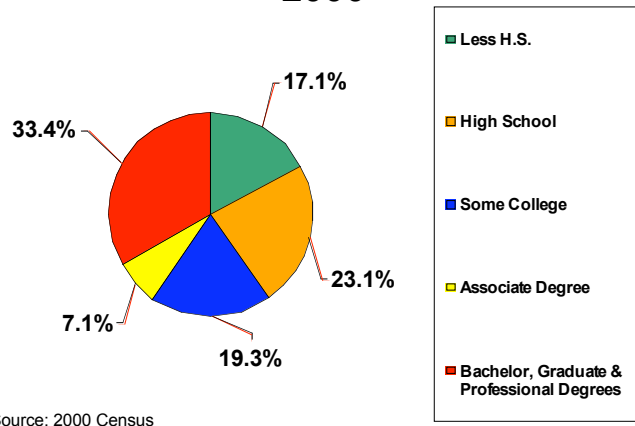
Source: NC Dept. of Revenue

Lee County Educational Attainment 2000

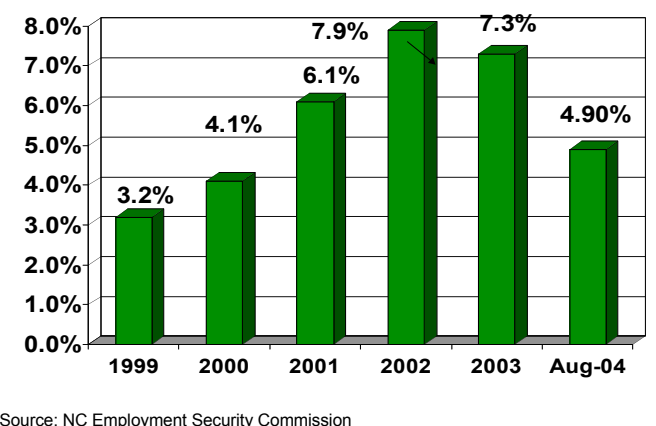


Source: 2000 Census

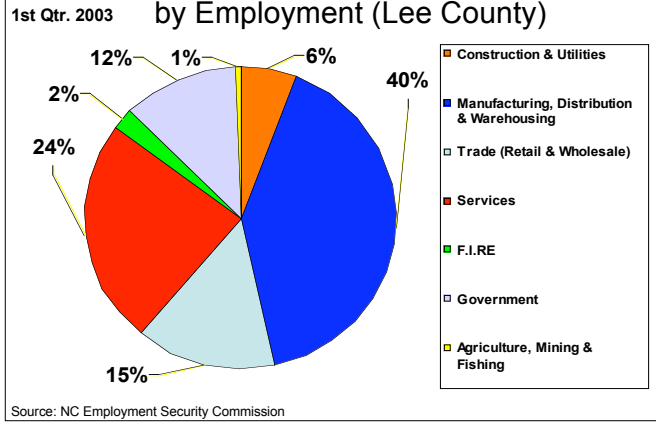
Regional Educational Attainment 2000



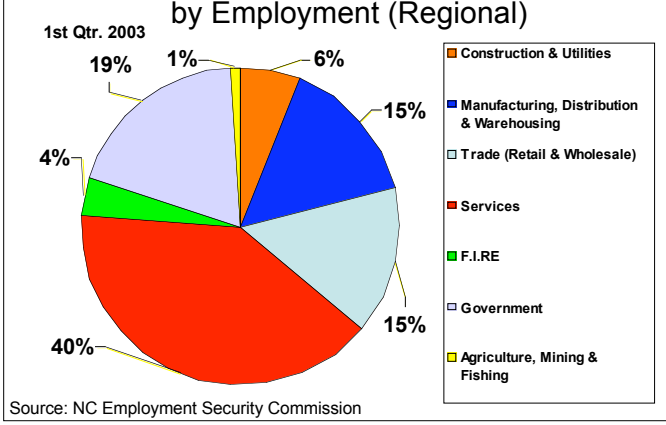
Lee County Unemployment Rates



Where People Work Industry Sector Breakdown by Employment (Lee County)



Where People Work Industry Sector Breakdown by Employment (Regional)




Lee County Industry Sector Base

Industry	Employment	Establishments	Avg. Wage
Total of All Industries	26,053	1,442	\$30,628/Year
Manufacturing	10,133	100	\$36,732/Year
Construction	1,260	196	\$26,259/Year
Utilities	228	7	\$62,553/Year
Wholesale Trade	1,003	72	\$52,464/Year
Retail Trade	2,775	247	\$21,584/Year
Transportation & Whse	350	33	\$31,668/Year
Information	209	15	\$31,769/Year
Government	3,122	57	\$32,951/Year
F.I.RE	574	135	\$27,685/Year
Services	9,387	608	\$25,436/Year

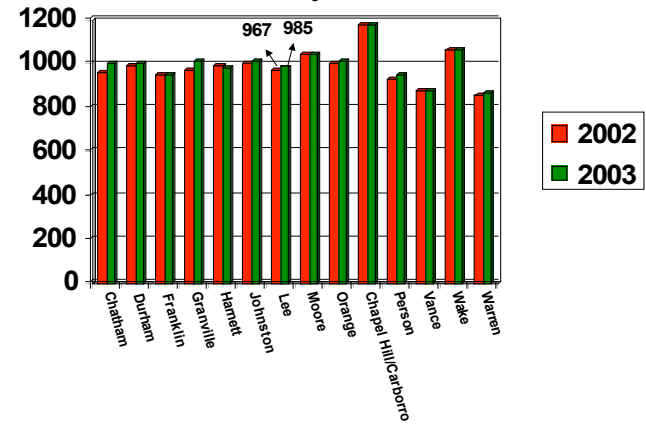
Source: NC Employment Security Commission, 1st Qtr. 2003

Lee County Major Private Employers

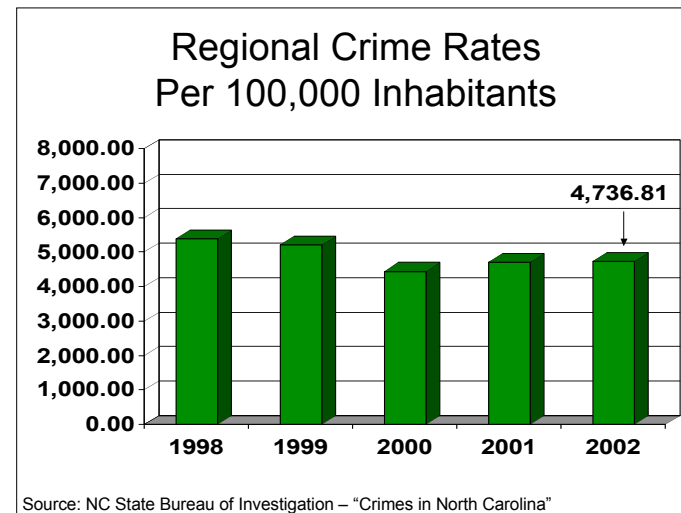
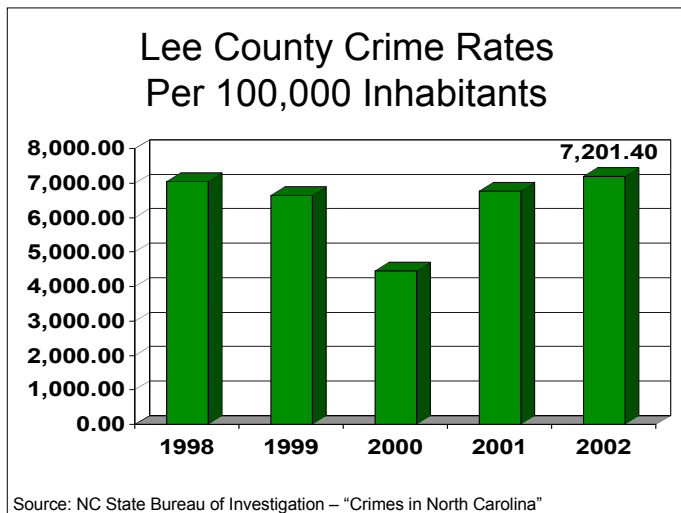
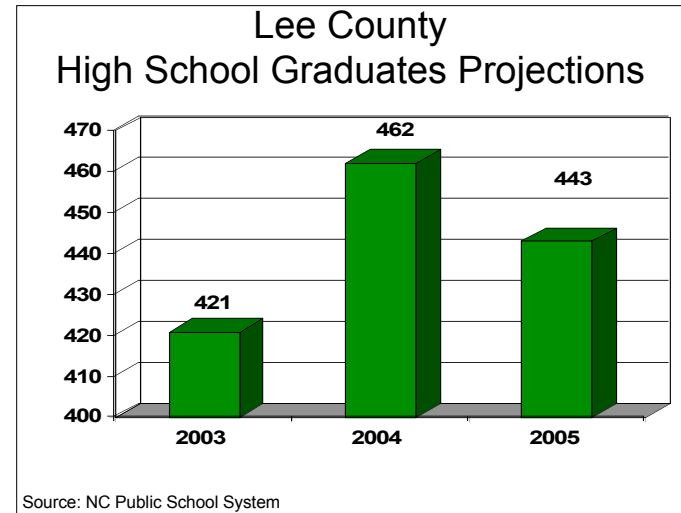
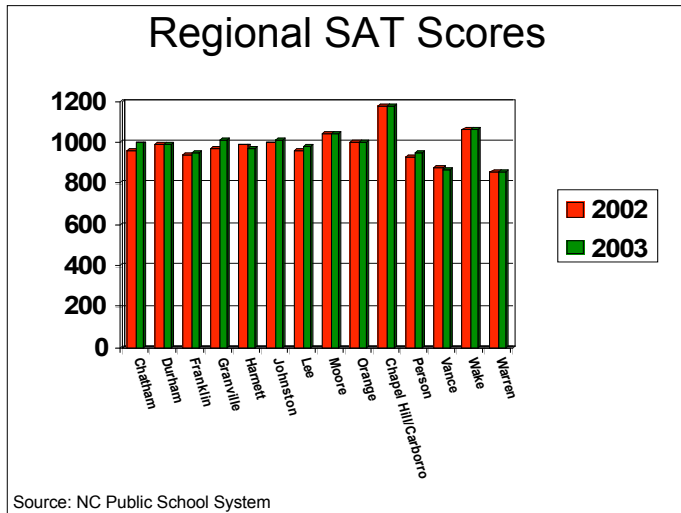
LEE COUNTY



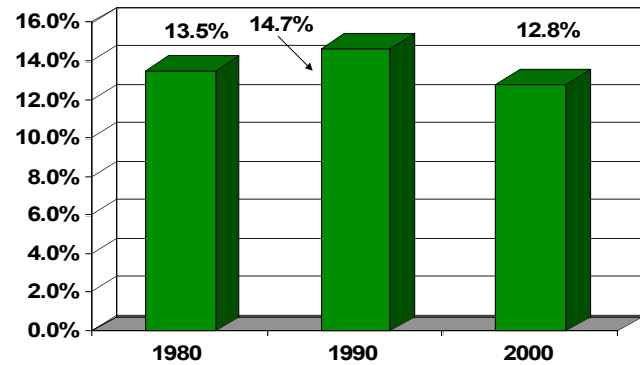
Lee County SAT Scores



Source: NC Public School System

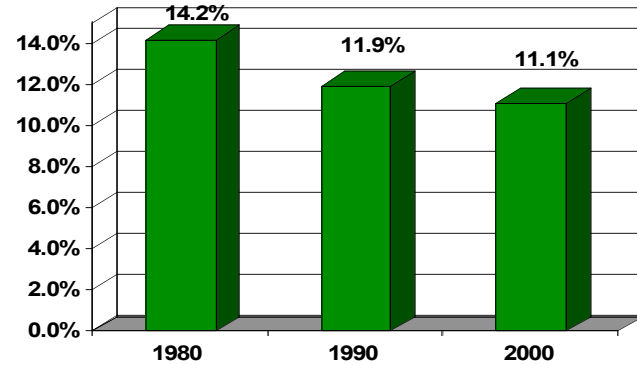


Lee County Poverty Rates



Source: 2000 Census

Regional Poverty Rates



Source: 2000, 1990, 1980 Census

Amendment One

North Carolinians for Jobs & Progress
VOTE FOR AMENDMENT ONE



Bob Heuts
Director

Lee County EDC